



# Registration guide for international participants

1

## Create a registration for your group

The first step to register your group to Jamboree22 is to gather all the information from your scouts the camp needs for all participants.

On [www.scouterna.se/jamboree22/english/registration](http://www.scouterna.se/jamboree22/english/registration) you can find a list with all questions from the registration collected in one document. There is also an excel-sheet to help with compiling all participants answers. By taking these documents as guides while creating the registration for your scouts you will make the following steps quicker and easier.

2

## Share the registration with your scouts

Share the registration you've created with your scouts and inform them of how and when they need to answer to participate in Jamboree22. Our registration closes on the 31st of January, with late registration available until 30th of April.

3

## Compile all answers

To make the registration process as easy as possible we recommend you to use our prepared excel-sheet, which you [can download here](#). It will make it possible for you to simply import all your answers into the registration at once.

### Instructions to fill in the Excel-sheet

- Don't remove the top row, it will be ignored in the import.
- Do not change or add any columns in the sheet.
- You can find numeric ISO country codes on Wikipedia.
- yyyy-mm-dd is standard format for dates.

4

## The groups registration in Scoutnet

Logg onto the event registration page at

[scoutnet.se/activities/register/for/activity/1319/lang/en](http://scoutnet.se/activities/register/for/activity/1319/lang/en)

Start with changing the language to English on the top right side of the page.

To register you will need to create a new user. You do this by pressing "Register an external group" and fill in the required questions in the form that opens. If you at any time need assistance contact [jamboree@scouterna.se](mailto:jamboree@scouterna.se)

5

## Register participants in Scoutnet

When you've gathered all information from your participants it's time to import the answers into the registration in Scoutnet. Logg onto scoutnet and open the event [Jamboree22](#) (See step 4).

**Jamboree22**

Project details

Event from 2022-07-30 to 2022-08-06 [ Norra Åsum ]

Den 30 juli - 6 augusti 2022 möts tusentals barn och unga från hela landet i Norra Åsum, Kristianstad för att tillsammans skapa och uppleva äventyr, ha kul och lära känna nya vänner. Missa inte det!

**Participant fee(s)**

Deltagaravgift:	2.950,-
Deltagaravgift kortvecka:	1.550,-
Ledaravgift:	2.700,-
Ledaravgift kortvecka:	1.445,-
Personlig assistent/ledsaga...:	2.700,-
Personlig assistent/ledsaga...:	1.445,-
Ledarbarn under 10 (som in...):	750,-
Ledarbarn under 10 kortvec...:	500,-
Funk som är funktionär men...:	0,-

**Equipment prices**

Dag i förläger:	0,-
Dag i efterläger:	0,-

**Enroll group**

Organisation: Scouternas folkhögskola

Group: [ ]

Show registration

6

## View the group registration

Press "show my group registration" To open the group registration page.

**Participation information for Vellinge Scoutkår in Jamboree22**

Overview | Enroll and resign | Check in | Activity patrols | Activity options | Group questions

Overview

**Participants**  
1 participants from Vellinge Scoutkår [ Enroll and resign ]

Deltagaravgift x 1	2.950,-
Deltagaravgift kortvecka x 0	0,-
Ledaravgift x 0	0,-
Ledaravgift kortvecka x 0	0,-
Personlig assistent/ledsagare x 0	0,-
Personlig assistent/ledsagare kortvecka x 0	0,-
Ledarbarn under 10 (som inte deltar i programmet) x 0	0,-
Ledarbarn under 10 kortvecka (som inte deltar i programmet) x 0	0,-
Funk som är funktionär men bor i kåren x 0	0,-
<b>Total amount</b>	<b>2.950,-</b>

7

## Import participants answers

To complete a participants registration you need to make sure they have all questions answered in the registration. This is done in the tab "Enroll and resign". If you've filled in the excel sheet as mentioned above you can directly upload all participants answers by pressing the import button.

You also need to set their participation fee depending on their participation time on the camp from the different alternatives given in the registration.

Scoutnet - Scouternas medlemsregister

Participation information for Vellinge Scoutkår in Jamboree22

Enroll and resign | Check in | Activity patrols | Activity options | Group questions

Quick add new member

Register new members via file import

Registration status for members in: Vellinge Scoutkår

Member no	Name	Registered	Project fee	Extra questions
3125706	Anton Nilsson	Yes	(Energ) Deltagaravgift (2.950,-)	0/20
3177660	Adam Vult von Steyern	No	(Enroll) -	-
3201477	Adrian Cammelli-Hansson	No	(Enroll) -	-
3352508	Adrian Hofrén	No	(Enroll) -	-
3394960	Agnes Hansen	No	(Enroll) -	-

8

## Activity patrols

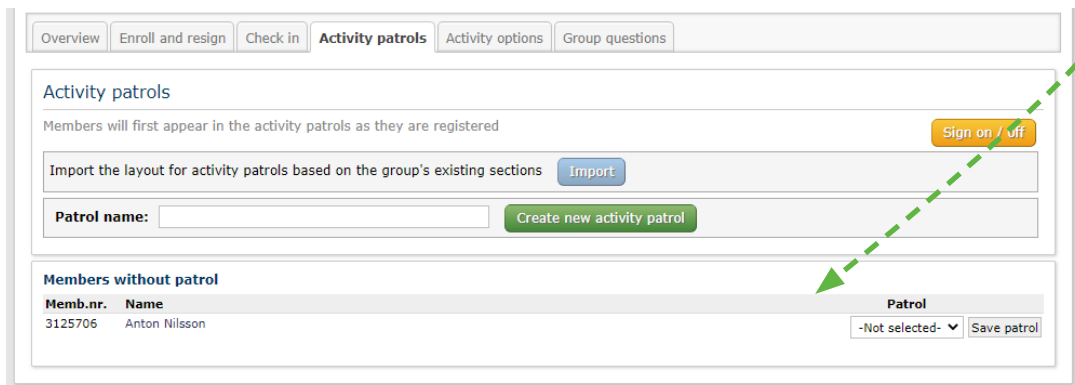
Open the page "Activity patrol"



9

## Register your patrols


Create patrols and register all participants into these. A patrol on Jamboree22 is between 5 and 8 participants, which does all activities together, during the camp.



10

## Jamboree22s questions for your group

Answer all the questions on the page "group questions"



11

### Answer and save

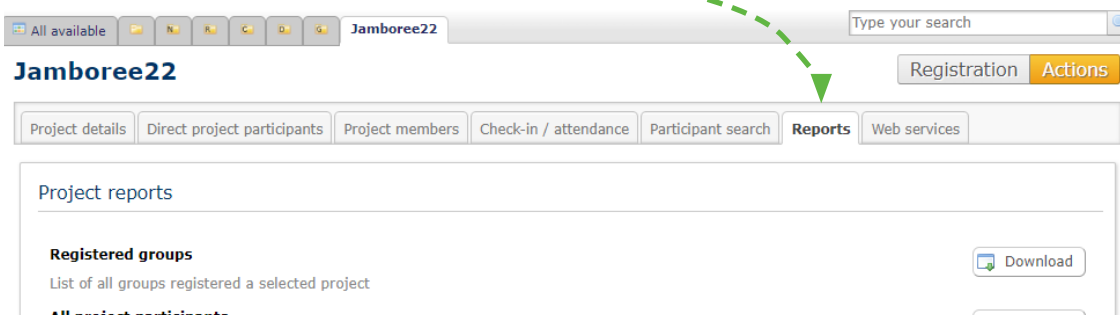
Once you've answered all questions you've got the answer for, save the registration. You can update and change the information in the registration if needed. Maybe you get new travel times or something similar.

Make sure all information possible is correctly answered by the 31st of January 2022 and that's all it takes to register your group to Jamboree22.

12

### Download a list of participants

To download a list of your participants from scoutnet you have to open your group registration. Open the tab "Reports".



13

### Download the list

Press the second "Download" - button on the right to download a list of all participants from your group registered in Scoutnet..



We will send out more information to all groups as soon as the registration closes!

# See you at Jamboree22!